

The Power of [X]

2013 Post Show Report

March 19–21, 2013 SNIEC, Shanghai, China



Top Attending Companies

Visitors represent some of the region's leading semiconductor and technology companies, including:

- Semiconductor Manufacturing International (Shanghai) Corp.
- Shanghai Huali Microelectronics Corp.
- Shanghai Hua Hong NEC Electronics Co., Ltd.
- Shanghai Zhizhen International Travel Agency - Korea tours
- SK hynix Semiconductor (China) Ltd.
- Grace Semiconductor Manufacturing Corp.
- Shanghai Tianma Micro-Electronics, Ltd.
- HeJian Technology (Suzhou) Co., Ltd.
- Amkor Assembly & Test (Shanghai) Co., Ltd.
- Shanghai Micro Electronics Equipment Co., Ltd.
- ASE Assembly & Test (Shanghai) Ltd.
- Hitech Semiconductor (Wuxi) Ltd.
- SanDisk Semiconductor (Shanghai) Co., Ltd.
- STATS ChipPAC (Shanghai) Co., Ltd.
- Advanced Semiconductor Manufacturing Co., Ltd.
- Applied Materials
- Kunshan VISIONOX Display Co., Ltd.
- Beijing NMC Co., Ltd.
- Advanced Micro-Fabrication Equipment Inc.
- FAIRCHILD Semiconductor (Suzhou) Ltd.
- Suzhou ASEN Semiconductors
- Taiwan Semiconductor Manufacturing Company Ltd.
- Huawei Technologies Co., Ltd.
- Beijing Sevenstar Electronics Co., Ltd.

SEMICON China, SOLARCON China, and FPD China attract the most qualified buying teams throughout China, representing the leading companies and major equipment OEMs.

SEMICON® China, SOLARCON® China, FPD China

Key Numbers

Total Verified Attendance (not inc. SEMICON/SOLARCON/FPD China exhibitors)	45,523
Total Verified Attendance (inc. SEMICON/SOLARCON/FPD China exhibitors)	56,686
Total Verified Visitors	24,735
Total Verified Exhibitors	11,163
Total EP/Laser China Verified Visitors*	20,788
Total Exhibiting Areas (sq. m.)	26,395
Total Exhibiting Booths	2,943
Total Area Occupied (sq. m.)	73,200

VIP Attendance	631
Press Attendance	42

Number of Exhibiting Cos (inc. co-exhibitors)	1,092
---	-------

* EP/Laser China 2013 were co-located events. Attendees had access to co-located exhibitions.

Program Attendance 2013


713

China Semiconductor Technology International Conference (CSTIC 2013)



305

Grand Opening Keynotes



304

China PV Technology International Conference (CPTIC 2013)



296

International Solar Investment Summit - ISIS 2013



268

China FPD Conference / ASID 2013 (CFC/ASID 2013)



266

LED China Conference 2013



147

3DIC Technology Forum



119

Tech Investment Forum-China 2013



110

IC Application From Design to Manufacturing



85

Equipment & Application for Mature and Niche Market

78

SEMI China PV Standards TC Spring Meeting 2013

75



Automotive Electronics Application, Development and MEMS Technology Forum

55

3DIC Training

2013 Post Show Report

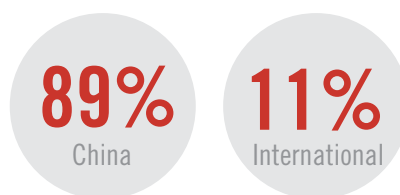
March 19–21, 2013
SNIEC, Shanghai, China



Where did they come from?
Visitors from 52 countries
visited the show.

International visitors are mainly
from the regions below:

- 31% Korea
- 20% Taiwan China
- 13% Japan
- 11% USA
- 6% Singapore
- 4% Hong Kong China
- 3% Malaysia
- 2% Germany
- 2% Russia
- 1% United Kingdom
- 7% Other



Domestic visitors from 31
provinces visited
the show.

- 52% Shanghai
- 24% Jiangsu
- 6% Zhejiang
- 5% Beijing
- 4% Guangdong
- 2% Shandong
- 1% Anhui
- 1% Liaoning
- 1% Tianjin
- 1% Shaanxi
- 1% Sichuan
- 2% Other

Visitor Information

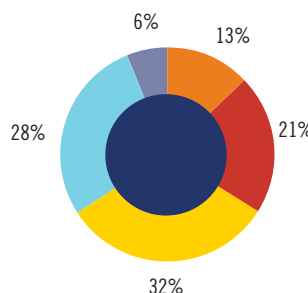
Strong decision making
presence with

66%

of visitors representing
management.

Visitor Job Levels

- 13% EXECUTIVE MANAGEMENT
(Chair, President, Chief etc.)
- 21% SENIOR MANAGEMENT
(Vice President, Director etc.)
- 32% OTHER MANAGEMENT
- 28% NON-MANAGEMENT
- 6% OTHERS

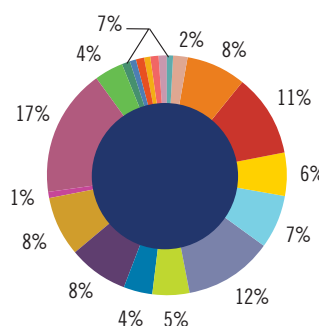


Visitors' Primary Job Function

54%

of visitors represent Engineering job
functions.

- 8% Executive Management/Board Member
- 11% Mfg, Engineering/Operations Mgmt
- 6% Product Management/Engineering
- 7% Design Engineering (incl, Software, Systems, Test, Hardware)
- 12% Fabrication and Process Engineering
- 5% Assembly/Packaging Engineering
- 4% Quality Assurance and Test Engineering
- 8% Research and Development Engineering
- 8% Purchasing/Procurement
- 1% Facilities Engineering/Engineering Support
- 17% Marketing, Sales, Business Development
- 4% Manufacturing and Production
- 1% Environment, Health & Safety
- 1% Government/Public Policy
- 1% Human Resources Management
- 1% Financial/Industry Analyst Training
- 1% Solar Project
- 1% Developer/Integrator
- 1% Other
- 2% No Response/Not Applicable



Visitors' Purchasing Authority

There is a strong purchasing
influence in this audience, with


82%

of visitors involved in product
selection and technology
purchasing decisions.

- 21% Final Decision Maker/
Co-Deciding/Crucial
- 40% Recommend/Evaluate/Consult
- 21% Specify
- 12% No Role
- 6% No Response/Not Applicable

2013 Post Show Report

March 19–21, 2013
SNIEC, Shanghai, China



Visiting Company's Main Product*

These are the visitors' main product area and the top categories in each segment.

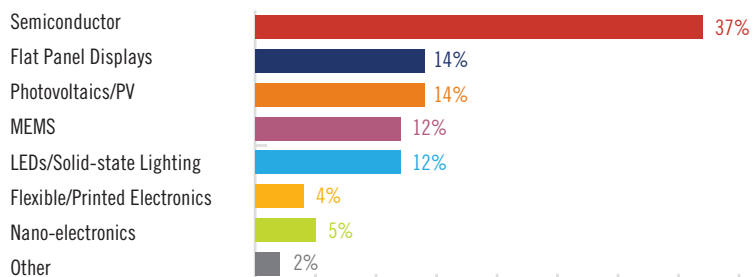
* Some visitors chose more than one segment therefore percentages will not add up to 100%.

PC/Consumer/Electronics Manufacturers	7%
Electronics Manufacturers Services (EMS) Provider	7%
Electronics Distributor/Reseller	5%
Semiconductor Device Manufacturers (IDM/foundry)	16%
MEMS/MST/Micromachines Manufacturers	2%
Flat Panel Display Manufacturer	4%
LED/Optoelectronics/Photonics Manufacturer	6%
Photovoltaic/PV Cells and Module Manufacturer	4%
Fabless Semiconductor Manufacturer/Design House	3%
Assembly & Test Services Providers	6%
Equipment Manufacturer	8%
Sub-systems/Components/Parts Manufacturer	3%
Material Suppliers	11%
Software - Electronic Design (EDA)/Silicon Intellectual Property(IP)	2%
Software - Manufacturing/Factory Automation	2%
Manufacturing Products/Consumables	3%
Manufacturing Services and Consulting	2%
Professional Services and Consulting	2%
R & D/Academic/Professional Organizations and Institutions	3%
Media/Publishing	1%
Secondary Equipment and Services	1%
Construction/Construction Services	1%
Finance/Investment Products/Services	1%
Other	3%

Visiting Company's Size

• 1-99 Employees	31%
• 100-199 Employees	14%
• 200-499 Employees	12%
• 500-999 Employees	10%
• 1,000-9,999 Employees	20%
• >10,000 Employees	7%
• No Response/Not Applicable	6%

Technology Areas or Segments




2013 Post Show Report

 March 19–21, 2013
 SNIEC, Shanghai, China

Visiting Company's Main Areas Of Interest

These are the visitors' main product area and the top categories in each segment.

* Some visitors chose more than one segment therefore percentages will not add up to 100%.



94% Semiconductor Manufacturing

Semiconductor Device Manufacturing (IDM, foundry)	40%	Fabless Semiconductor Manufacturer/ Design Services	14%
Electronic Manufacturing Services (EMS)	30%	Assembly and Test Services	16%

91% Semiconductor Manufacturing Equipment

Front-End/Device Manufacturing Equipment	22%	Assembly and Packaging Equipment	19%
Thin Film Manufacturing Equipment	17%	Inspection & Measurement/Metrology Products	15%
Test Equipment	21%	Other Equipment	7%

77% Semiconductor Materials

Wafers and Substrates	22%	Test Materials	14%
Process Materials	23%	Assembly & Packaging Materials	15%
Chemicals & Solids	13%	Other Materials	5%
Gases	9%		

55% Software, Other Products and Services

Sub-Systems	8%	Software-Electronic Design (EDA)/Silicon Intellectual Property(IP)	7%
Components Parts & Accessories	20%	Manufacturing Services or Consulting (incl.Those service or consulting directly related to Manufacturing)	11%
Factory Control Automation/Facilities	17%	Business Services or Consulting	7%
Support Products(includes consumables)	9%	Other	3%
Secondary Equipment and Services	10%		
Software-Manufacturing/Factory Automation	7%		

59% SOLAR/PV PRODUCTS

Photovoltaic cells and modules	18%	Energy Storage	4%
Photovoltaic production processes and technology	12%	Measurement and control technology	7%
Inverters	8%	Engineering, planning and consultation services	4%
PV concentrator cells	7%	Solar chargers and batteries	5%
Power plants,PV	7%	Mounting systems	3%
Photovoltaic components	6%	Software,performance monitoring	3%
Tracking systems	3%	Solar research and development	5%
Solar facades,BLPV,roof elements	5%	Consumer products	4%

18% FPD

FPD Panels and Modules	72%	FPD Components(drivers,module assembly etc.)	28%
------------------------	-----	--	-----